

NATIONAL SURVEY OF 2010 LIKELY VOTERS

Key findings from a recent national survey of likely 2010 voters conducted on behalf of Conservatives for Patients' Rights

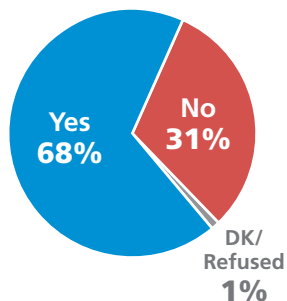
Likely 2010 Voters are aware of and reject the so called "Public Option" Plan and the more details they learn the greater their opposition grows. Democrats, who already trail the GOP in both the Senate and House Generic Ballots, support their leadership's plans at their own risk as these voters are quite willing to severely punish those Members who do at the ballot box next year.

2010 voters **reject** public option and key elements of Democrats' plan and the more they learn the greater the opposition grows.

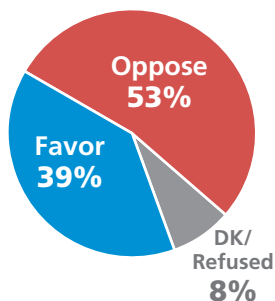
FINDING 1

More than two-thirds of likely voters (68%) have heard about the "public option" health insurance plan being debated in Congress. And a majority (53%) of likely 2010 voters who are aware of it oppose it (53%).

Have you seen, read or heard anything recently about a "public option" health insurance plan that is being debated in Congress?



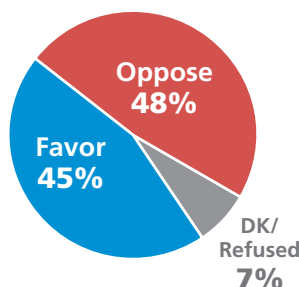
IF YES: Based on what you know, do you favor or oppose a "public option" health insurance plan?



FINDING 2

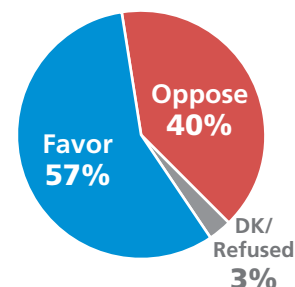
Using the same wording that recent media polls have used in their surveys, these results show there is a big difference in support when you look at likely 2010 voters instead of all adults. A plurality of likely voters (48%) oppose the public option versus a majority of adults (57%) who support it in the media survey.

Would you favor or oppose having the government create a new health insurance plan to compete with private health insurance plans?*



* N = 1,000 Likely Voters

Would you support or oppose having the government create a new health insurance plan to compete with private health insurance plans?

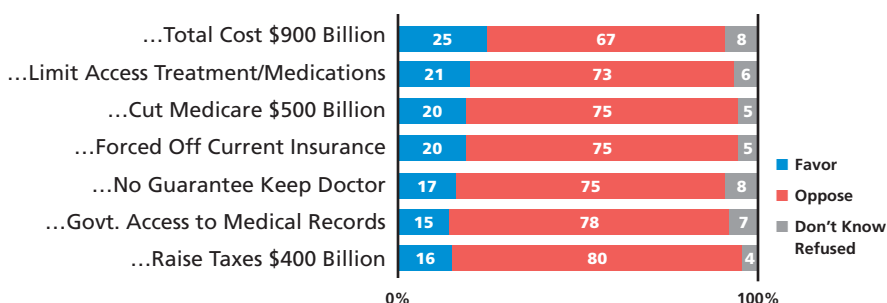


SOURCE: Washington Post-ABC News poll conducted Oct. 15-18, 2009, N=1,004 adults

FINDING 3

Opposition to the public option skyrockets when likely voters are given details about the plan.

Would you favor or oppose having the government create a new health insurance plan to compete with private health insurance plans if you knew...

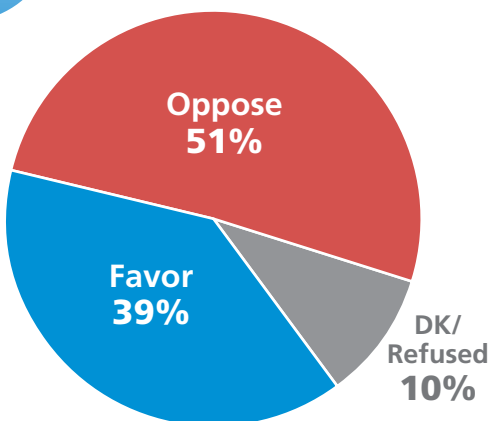


With GOP Leading in Senate and House Generic Ballots, Likely 2010 Voters Are Willing to **Severely Punish Members for Voting to Support Key Elements of Democrats' Plan.**

FINDING 4

Based on what likely voters are hearing, they reject President Obama's health care reform plan.

Based on what you know, do you favor or oppose President Obama's health care reform plan?

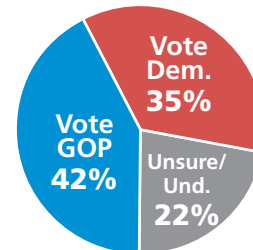
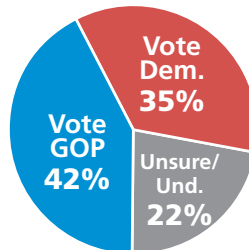


FINDING 5

Among Likely 2010 Voters, GOP leads Democrats in BOTH the Senate and House Generic Ballots by 7 points.

If the election for Congress were held today, would you be MORE likely to vote for the Republican or Democratic candidate in your State?

If the election for U.S. Senate were held today, would you be MORE likely to vote for the Republican or Democratic candidate in your State?

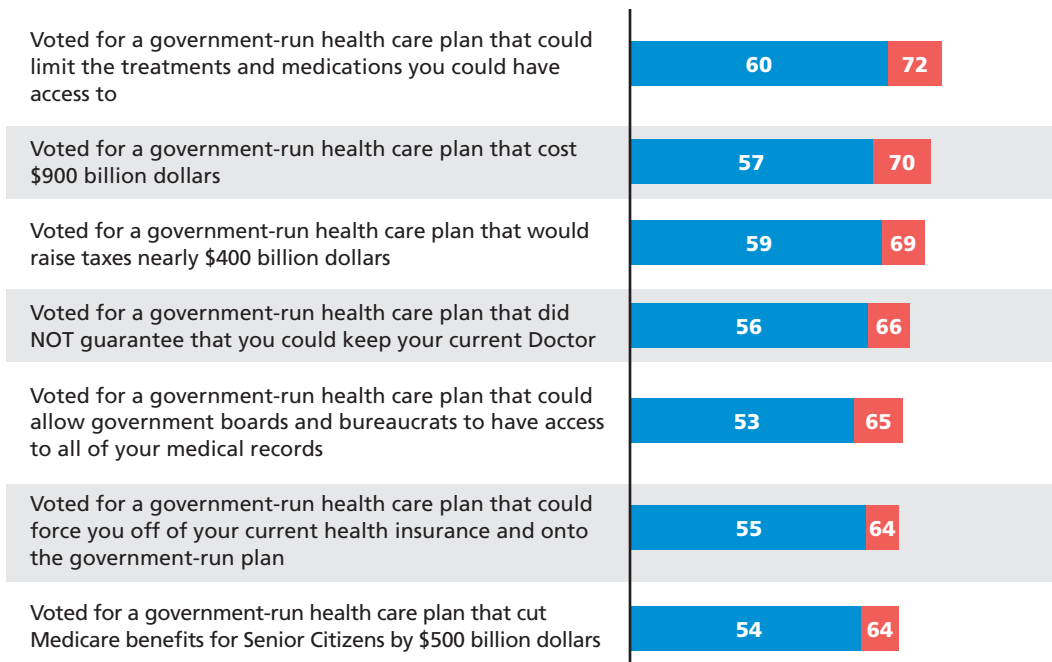


FINDING 6

Members who support Democrat health care plans with these elements do so at their own political risk as nearly two-thirds or more of 2010 voters would be LESS LIKELY to re-elect any Members who do

If you knew that the following were true about your Congressman or Senator would you be MORE LIKELY or LESS LIKELY to vote to re-elect them?

■ Much Less Likely ■ Total Less Likely



Please see the complete summary deck attached or visit CPR at www.cprights.org to view the full summary deck of the survey findings.

Methodology:

This national survey of N=1,000 likely 2010 general election voters was conducted on October 27-29, 2009. All interviews were conducted via telephone by professionally trained interviewers using computer-assisted interviewing technology (CATI).

Respondent selection was random within pre-determined geographic units utilizing a sample frame that represents actual voter turnout throughout the country. The survey has a margin of error of +/- 3.1% at the 95% confidence interval.

Oversample of 400 Likely 2010 Voters was conducted in the 13 Competitive Senate States as defined by The Cook Report. States covered in oversample were CA, CO, CT, DE, IL, KY, LA, MO, NV, NH, OH, PA and TX.

Oversample of 400 Likely Voters was conducted in the 47 Competitive House Districts as defined by The Cook Report. House Districts covered in oversample were AL-2, AL-5, AR-2, CA-3, CA-11, CA-44, CO-4, DE- At large, FL-8, FL-24, ID-1, IL-10, IL-14, IN-9, LA-2, LA-3, MD-1, MI-7, MI-11, MN-6, MS-1, NC-8, NE-2, NH-1, NH-2, NM-2, NV-3, NY-1, NY-19, NY-23, NY-24, NY-29, OH-1, OH-2, OH-12, OH-15, OH-16, OH-18, PA-6, PA-7, PA-15, TN-8, TX-17, VA-2, VA-5, WA-8, and WI-8.

Survey Demographics:

Likely Voters

Party Registration

Republican	33 %
Democrat	35
Independent/Other	27
DK/Refused	5

Age

18-24	4 %
25-34	10
35-44	15
45-54	22
55-64	23
65+2	4
Refused	2

Race

White	77 %
African American	8
Hispanic.....	5
Other.....	5
Refused	5

Gender

Male	48 %
Female.....	52

Region

Northeast.....	19 %
Midwest	24
South.....	36
West	21